


Temperature Sensors (Simple-Pipe-Type Thermocouple with Head Wires) | YYU1/2/3 Series

The thermocouple temperature sensors in the YYU series are suitable for simple measurement applications.



Note: The model in the photograph is YYU1.

Specifications

Thermocouple

Standards compliance	JIS C 1602
Thermocouple type	K, J
Tolerance	Class 2
Temperature measuring junction	Not grounded
Protection tube material	SUS316
Measurement range	0 to 250 °C
Protection tube pressure resistance	1 MPa

Lead wire

Lead wire type	Lead wire heat resistance
G: Braided fiberglass insulation	0 to 150 °C

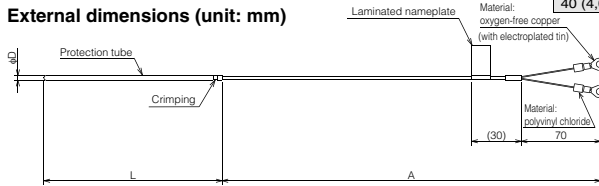
Straight pipe type

Model No. configuration

Ex.: YYU1K32100G10A00

Basic model No.	Sensor type	Protection tube outer diameter (mm), φD	Protection tube length (mm), L	Measurement range/lead wire type	Lead wire length (mm), A	Connection terminal	Option 1	Option 2	Remarks
YYU1	K	32 (φ3.2 mm)	100 (100 mm)	G	10 (1,000 mm) 20 (2,000 mm) 40 (4,000 mm)	A B C	0	0	K thermocouple
	J								J thermocouple
									M3 terminal
									M3.5 terminal
									M4 terminal
									None
									None

External dimensions (unit: mm)



•Other shapes are also available.

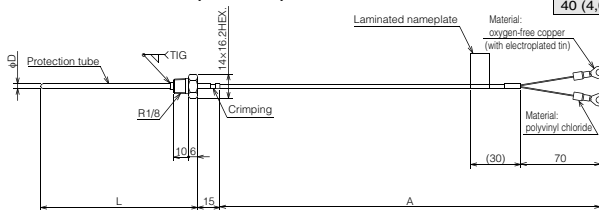
Screw-mounting pipe type

Model No. configuration

Ex.: YYU2K32065G10AA0

Basic model No.	Sensor type	Protection tube outer diameter (mm), φD	Protection tube length (mm), L	Measurement range/lead wire type	Lead wire length (mm), A	Connection terminal	Option 1	Option 2	Remarks
YYU2	K	32 (φ3.2 mm)	065 (65 mm)	G	10 (1,000 mm) 20 (2,000 mm) 40 (4,000 mm)	A B C	A (R1/8)	0	K thermocouple
	J								J thermocouple
									M3 terminal
									M3.5 terminal
									M4 terminal
									None

External dimensions (unit: mm)



•Other shapes are also available.

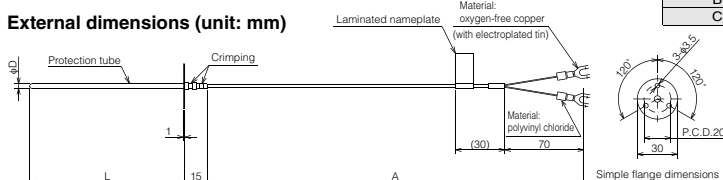
Simple flange-mounting pipe type

Model No. configuration

Ex.: YYU3K32065G10A00

Basic model No.	Sensor type	Protection tube outer diameter (mm), φD	Protection tube length (mm), L	Measurement range/lead wire type	Lead wire length (mm), A	Connection terminal	Option 1	Option 2	Remarks
YYU3	K	32 (φ3.2 mm)	065 (65 mm)	G	10 (1,000 mm) 20 (2,000 mm) 40 (4,000 mm)	A B C	0	0	K thermocouple
	J								J thermocouple
									M3 terminal
									M3.5 terminal
									M4 terminal
									None
									None

External dimensions (unit: mm)



•Other shapes are also available.

1 DIGITAL CONTROLLERS
2 RECORDERS, INDICATORS
3 CONVERTERS
4 FLAME SAFEGUARD SYSTEM
5 ACTUATORS
6 SENSORS
7 GAS FLOW MEASUREMENT AND CONTROL PRODUCTS